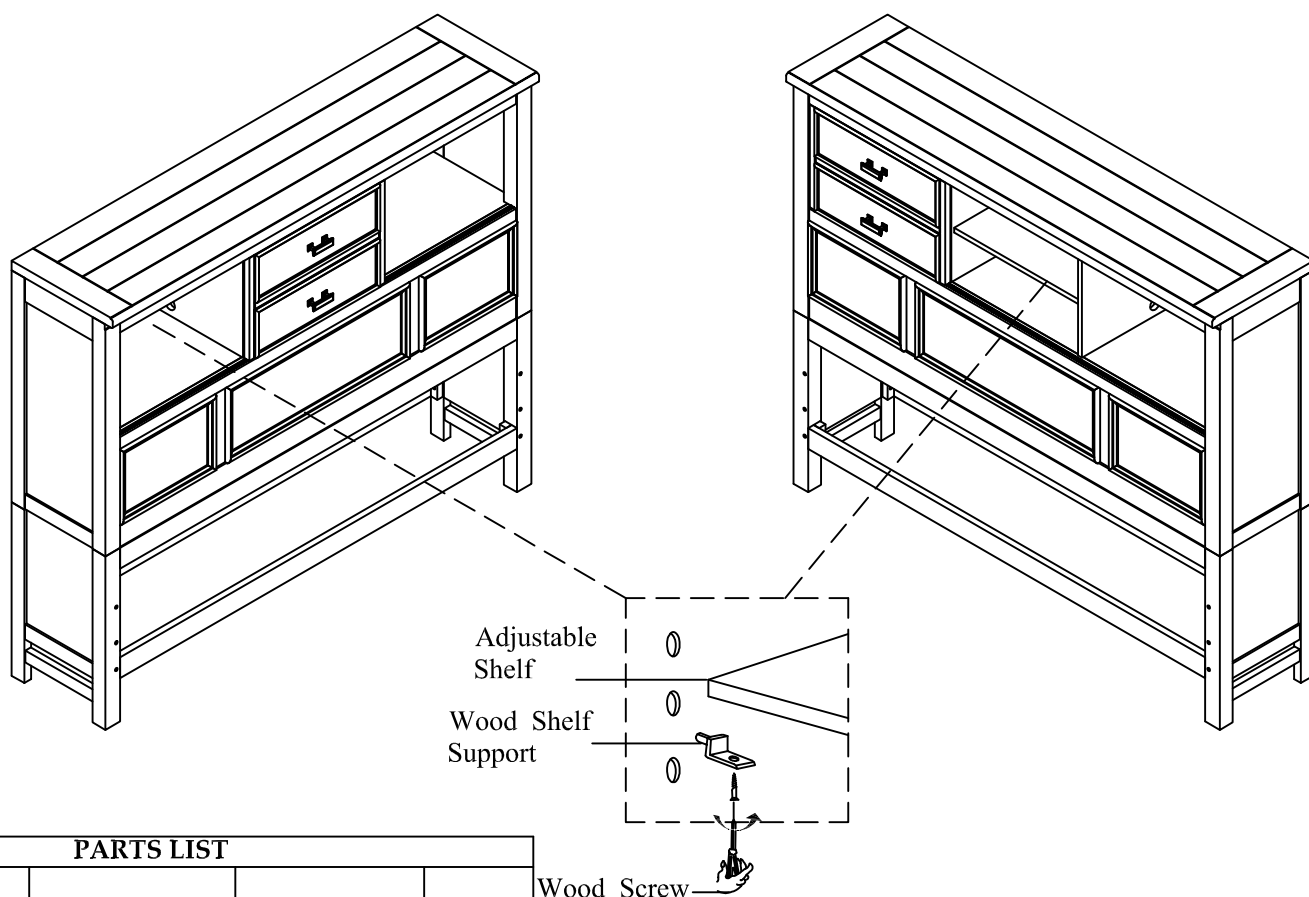













# ASSEMBLY INSTRUCTIONS

ITEM NO. : 5/0 QUEEN STORAGE HEADBOARD

Thank you for purchasing this quality product. Be sure to check all packing material carefully for small parts, which may have come loose inside the carton during shipment. Identify and count all parts and compare with the parts List below.



## PARTS LIST

A		Top Headboard		1SET.
B		Left Post		1pc.
C		Right Post		1pc.
D		Front Top Rail		1pc.
E		Front Bottom Rail		1pc.
F		Back Top Rail		1pc.
G		Back Bottom Rail		1pc.
H		Bolt	$\phi 1/4" \times 1 \ 1/2"$	18 PCS
I		Spring Washer	$\phi 1/4"$	18 PCS
J		Flat Washer	$\phi 1/4" \times \phi 16\text{mm}$	18 PCS
K		Allen Key	5mm	1 PC

Wood Screw 

Do not tighten screws until completely assembled.