

INTERCON
FURNITURE FOR LIFE

ASSEMBLY INSTRUCTION

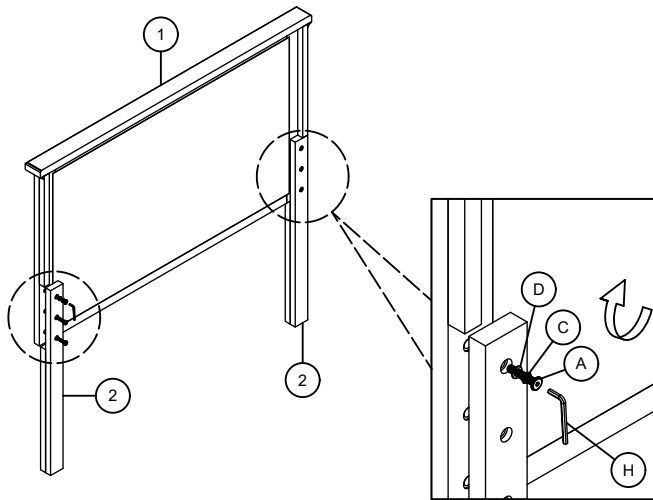
DESCRIPTION: TAHOE FULL PANEL BED

ITEM NO: TA-BR-6360F-SSH-HFB / TA-BR-6360F-RVR-HFB
TA-BR-6360TF-SSH-RS / TA-BR-6360TF-RVR-RS

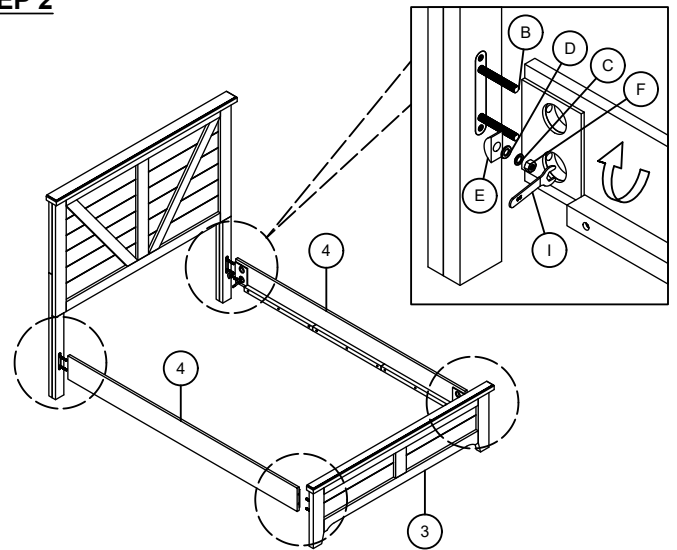
Thank you for purchasing this quality product. Be sure to check all packing material carefully for small parts which may have come loose inside the carton during shipment. Identify and count all parts and compare with the parts list below. Please keep all hardware out of reach of small children.

1 FULL PANEL HB 1 PC	2 KD LEG 2 PCS	3 FULL PANEL FB 1 PC	4 SIDE RAIL 2 PCS	5 SLAT 4 PCS	6 CENTER LEG 4 PCS		A JCBC BOLT 5/16 x 35mm 6 PCS
B BOLT 5/16 x 80mm 8 PCS	C SPRING WASHER M8 14 PCS	D FLAT WASHER M8 14 PCS	E CURVE WASHER M8 8 PCS	F HEX NUT 5/16 8 PCS	G WOOD SCREW M4 x 32mm 8 PCS	H ALLEN KEY M5 1 PC	I WRENCH 12.8 1 PC

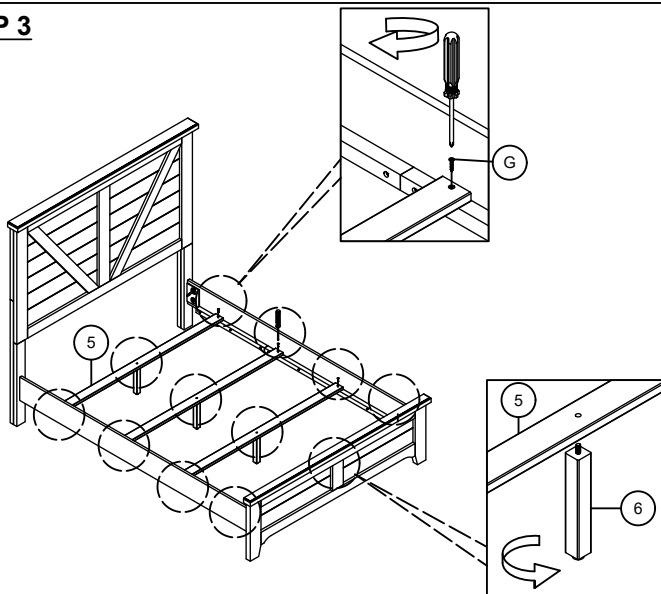
STEP 1




STEP 2



STEP 3



STEP 4



COMPLETE ASSEMBLE

ASSEMBLY TIPS:

- 1.Remove hardware from box and sort by size.
- 2.Please check to see that all hardware and parts are present prior start of assembly.
- 3.Please follow attached instructions in the same sequence as numbered to assure fast and easy assembly.

⚠ WARNING!

- 1.Don't attempt to repair or modify parts that are broken or defective. Please contact the store immediately.
- 2.This product is for home use only and not intended for commercial establishments.