

# ASSEMBLY INSTRUCTION

Item No : SM-BR-8803-TUS-C





Description : 3 DRAWER NIGHT STAND



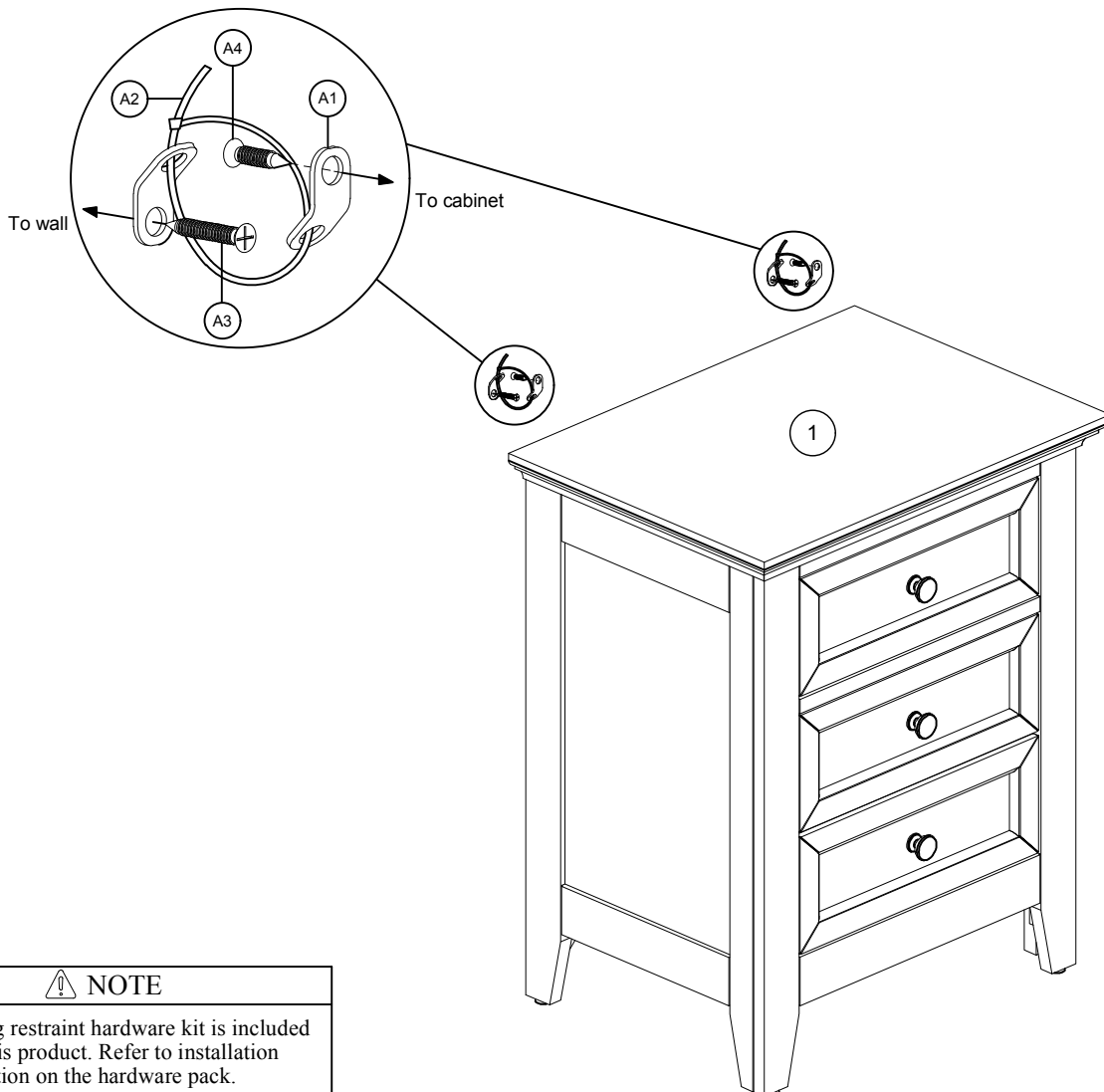
## IMPORTANT NOTE :

- Place all wooden parts on a clean and smooth surface such as a rug or carpet to avoid the parts from being scratched.
- Check to be sure that you have all parts and hardware.
- Remove all wrapping materials, including staples & packing straps before you start to assemble.
- Do not tighten all screws / bolts until all completely assembled.
- Keep all hardware parts out of reach of children.

PART LIST		
NO	DESCRIPTION	QTY/PCS
1	3 DRAWER NIGHT STAND	1 PC

HARDWARE LIST		
NO	DESCRIPTION	QTY/PCS
A1	BRACKET 	4 PCS
A2	TIE WRAP 	2 PCS
A3	SCREW 2" 	2 PCS
A4	SCREW 5/8" 	2 PCS

NOTE : YOU WILL ALSO NEED A PHILIP SCREW DRIVER (NOT PROVIDED)



### NOTE

Tipping restraint hardware kit is included with this product. Refer to installation instruction on the hardware pack.