


ASSEMBLY INSTRUCTION

For Model:

FD-BS-125C-CNT-K24

Description: 24" B/S, X-Back w/Cushion Seat



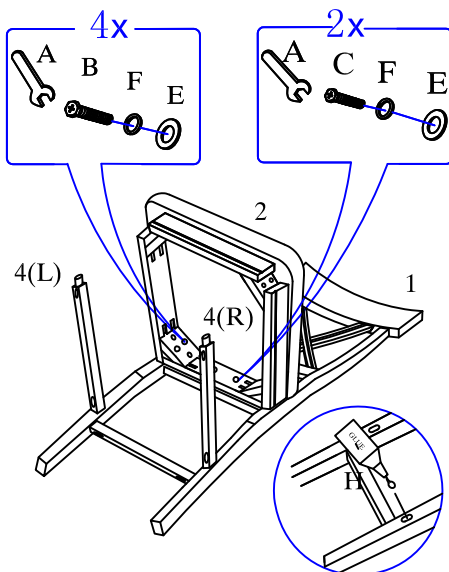
IMPORTANT NOTE:

- .Place all wooden parts on a clean and smooth surface such as a rug or carpet to avoid the parts from being scratched.
- .Check to be sure that you have all parts and hardware.
- .Remove all wrapping materials ,including staples & packing straps before you start to assemble.
- .Do not tighten all screws/bolts until all completely assembled.
- .Keep all hardware parts out of reach of children.

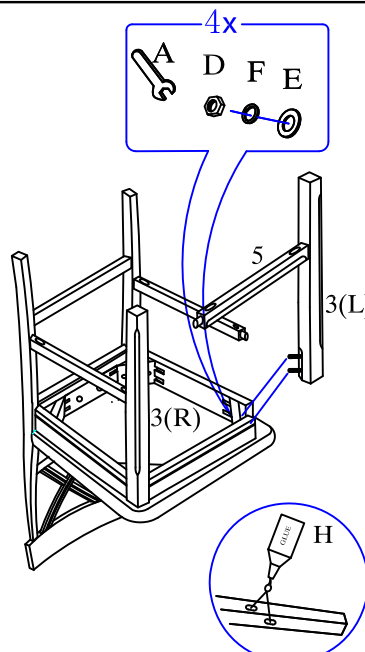
| COMPONENT LIST | | |
|----------------|------------------------------|-------|
| NO | DESCRIPTION | QTY |
| 1 | CHAIR BACK | 1 PC |
| 2 | BOX FRAME+ CUSHION SEAT | 1 PC |
| 3 | FRONT LEG(Left & Right) | 2 PCS |
| 4 | SIDE STRETCHER(Left & Right) | 2 PCS |
| 5 | FRONT STRETCHER | 1 PC |

| HARDWARE LIST | | |
|---------------|-----------------|--------|
| ITEM | DESCRIPTION | QTY |
| A | Wrench | 1 PC |
| B | Bolt 5/16"*82mm | 4 PCS |
| C | Bolt 5/16"*38mm | 2 PCS |
| D | Nut 5/16"*6mm | 4 PCS |
| E | Flat Washer | 10 PCS |
| F | Spring Washer | 10 PCS |
| G | Screw 44mm | 6 PCS |
| H | Glue Bottle | 1 PC |

step:1



step:2



step:3

